DATASHEET

Brixon MCD

Mobile Control Device

A DIN-rail mounted mobile access device that connects KNX installations to the IOLOGY cloud platform. Remote monitoring and control, live camera viewing, scenarios and push notifications with the Brixon mobile app.

Stock number
90993001



KNX bus
21–32 V DC, connects directly to the KNX line

10/100 Ethernet
Connects to the IOLOGY cloud via MQTT

4 inputs · 2 outputs
Dry-contact inputs, signal relays

12–24 V DC
≤1.5 W · DIN-rail mounting

BRIXON MCD · MOBILE CONTROL DEVICE

One device for KNX, network and I/O

Brixon MCD is a DIN rail mobile access device that connects the KNX system to the IOLOGY cloud platform. With 4 dry contact inputs, 2 signal relay outputs and a 10/100 Ethernet connection, it brings local KNX automation to the mobile app.

2 × signal relay outputs
O1, O2 · 5 A / max. 24 V DC

4 × dry contact inputs
I1–I4 · push-in terminal

Config button and LEDs
ETH · KNX · POWER



DIN rail mounting
53.4 × 90 × 58 mm · IP20

QR code pairing
Scan with the app to add the device

Power supply
12–24 V DC · reverse polarity protected

KNX bus connection
21–32 V DC

Ethernet (RJ45)
10/100 Mbit · MQTT

Real-time clock (RTC)
Keeps time even when offline or during a power cut, so scheduled scenarios stay on time.

Reverse polarity protection
The power input is protected against damage from reversed wiring.

LED indicators
Ethernet and cloud connection, KNX traffic and power status can be checked on the device.

Local HTTP server mode
The IP address and KNX physical address can be set from a browser over a local connection.

Remote updates (OTA)
The device firmware is updated remotely, with no need for a site visit.

Easy pairing
Thanks to its unique QR code, each device is added to the mobile app in seconds.

TECHNICAL SPECIFICATIONS

Brixon Mobile Control Device

Stock number: **90993001**

Product type	IP interface (KNX – cloud)
KNX connection	KNX bus, 21–32 V DC
Network connection	10/100 Mbit Ethernet, RJ45 (MQTT)
Inputs	4 × dry contact
Outputs	2 × signal relay, 5 A / max. 24 V DC For dry contact and low-current signals only; not for switching loads such as lighting or motors directly.
Power supply	12–24 V DC, reverse polarity protected
Current	≤130 mA (12 V DC) · ≤65 mA (24 V DC)
Power consumption	≤1.5 W
Mounting	DIN rail
Device dimensions	53.4 × 90.0 × 58.0 mm (W × H × D, ±0.5)
Package dimensions	70.0 × 120.0 × 82.0 mm
Weight	105 g net · 130 g gross
Protection class	IP20
Operating temperature	−20 … +50 °C
Storage temperature	−30 … +75 °C
Wire cross-section	Inputs/outputs: 0.2–1.0 mm² (24–18 AWG) Power: 0.5–1.0 mm² (20–18 AWG)
Other	RTC, LED indicators (ETH, KNX, POWER), local HTTP server mode, OTA updates, unique device QR code

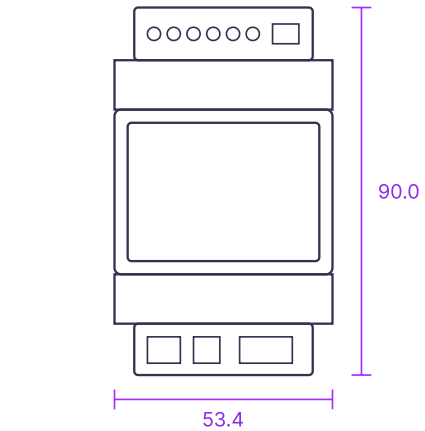

Front view

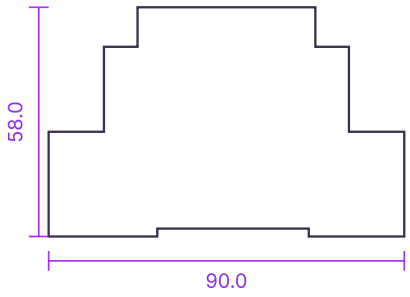

Side view (mm, ±0.5)

System requirements

- The Brixon mobile app is required for remote control.
- Detailed configuration (KNX group addresses, IP address, project, building, floor and room structure, input/output settings) is done on the web-based WEBiology partner portal.

DIMENSIONS AND WIRING

Product dimensions and connectors

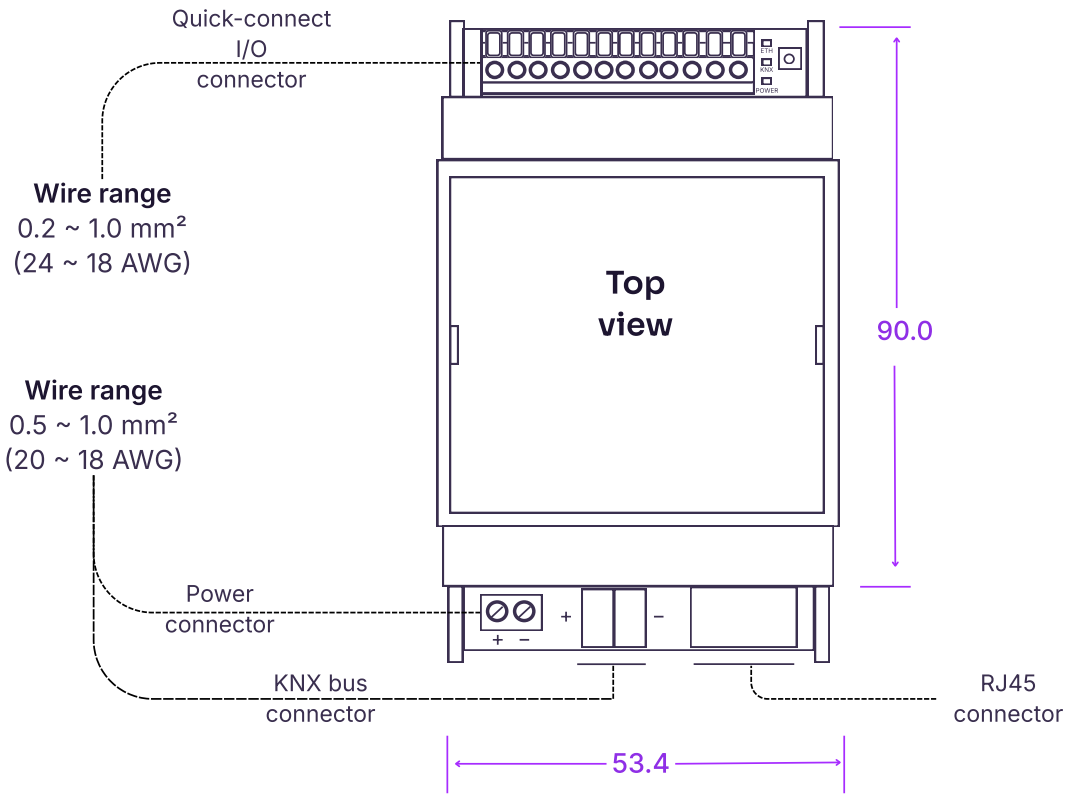

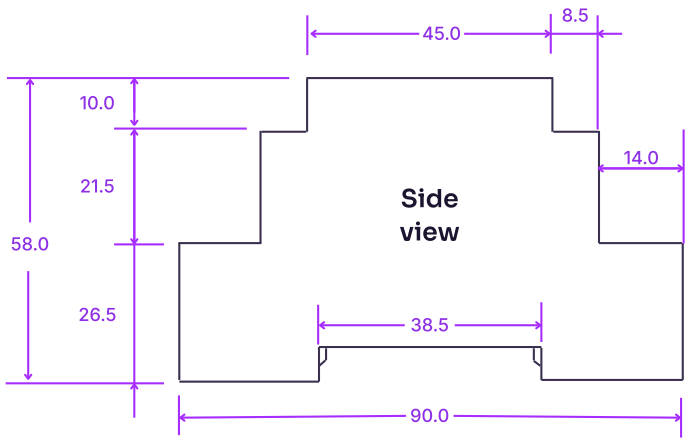

Dimensions

All dimensions are in mm, with a tolerance of ±0.5 mm.

Wire ranges

I/O connector
0.2–1.0 mm² (24–18 AWG)

Power and KNX connectors
0.5–1.0 mm² (20–18 AWG)

Mounting

Mounts on a 35 mm DIN rail. Packing dimensions 70.0 × 120.0 × 82.0 mm.

Config button and LED indicators

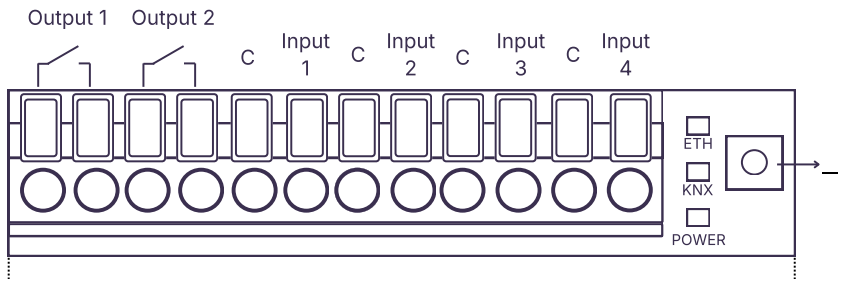

Quick-connect I/O connector

The 2 signal relay outputs (O1, O2) and 4 dry-contact inputs (I1–I4) share one connector with their common terminals (C).

If multi-strand wire is used, fit bootlace ferrules for a safe connection.

HTTP server mode

1. Press and hold the Config button for 10 seconds, then release.
2. Press it 3 times within 5 seconds.
3. The KNX and ETH LEDs blink together.
4. Open a browser and enter the device IP address.

The mode closes automatically after 2 minutes. You can also close it with the “Soft Reset” button in the browser.

Factory reset

1. Press and hold the Config button for 25 seconds, then release.
2. Press it 3 times within 5 seconds.

The device reverts to factory settings, including the IP address.

Default IP address

192.168.1.250 · It can be changed or set to DHCP.

LED indicators

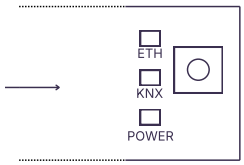

POWER	Hardwired indicator, not software-controlled. Shows that supply voltage is present and must always be solid on.
KNX	Blinks when there is communication activity on the KNX bus, sampled at 200 ms intervals rather than on every telegram.
ETH	Shows both the physical Ethernet connection and the MQTT connection status.

Solid on	MQTT connection established
Blinks at 1 Hz	Cable connected, no MQTT connection
Off	No Ethernet cable connected

CONNECTION DIAGRAM

Typical connection diagram

Brixon MCD connects to the KNX line, to the internet through an Ethernet switch and to its own 12–24 V DC supply. Dry-contact detectors can be wired to the inputs and low-current devices to the outputs.

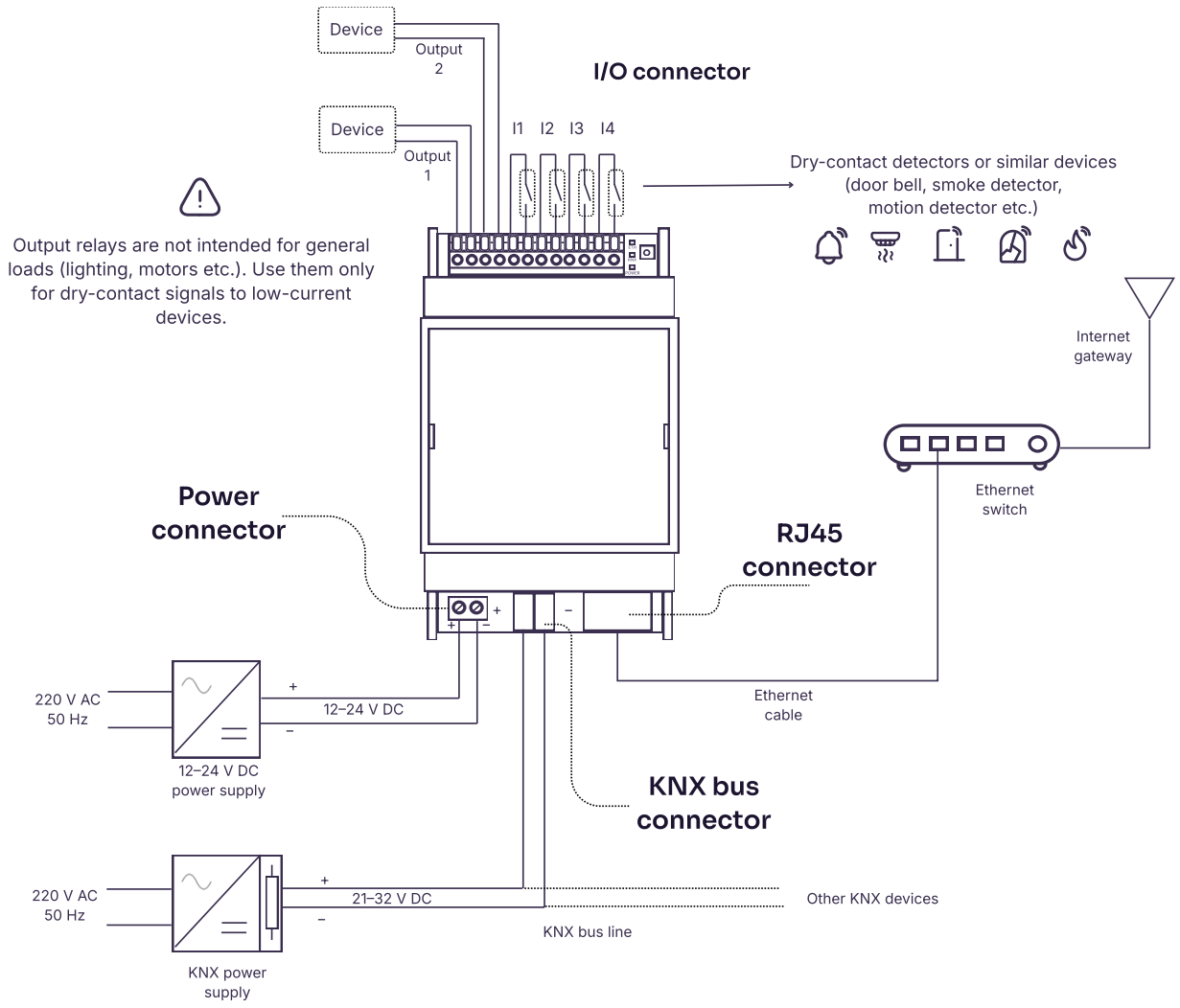

Contact us for information and support

IOLOGY Elektronik Yazılım Danışmanlık Tic. Ltd. Şti.
YTÜ Yıldız Teknopark Davutpaşa Yerleşkesi A1 Blok 151/C B35
34220 Esenler / İstanbul / Türkiye

iology
www.iology.io
support@iology.io