BRIXON MCD + BRIXON MOBILE APP

Everything in your phone.

Brixon brings the KNX system in your building to your phone. Lighting, climate, blinds, sensors, cameras and scenarios, all in one app.

Brixon MCD
DIN rail mobile access device





Control from anywhere
Home, office and summer house in one app.

On-device scenarios
Right on time, even without internet.

Instant notifications
Security, sensor and system alerts.

Live camera
Watch your IP cameras in the app.

SYSTEM ARCHITECTURE

The bridge between your KNX devices and your phone

Brixon MCD mounts on the DIN rail in the electrical panel and connects the KNX bus to the IOLOGY cloud platform. The building is controlled from anywhere with the **Brixon Mobile App**; configuration is done on the **WEBiology** partner portal.

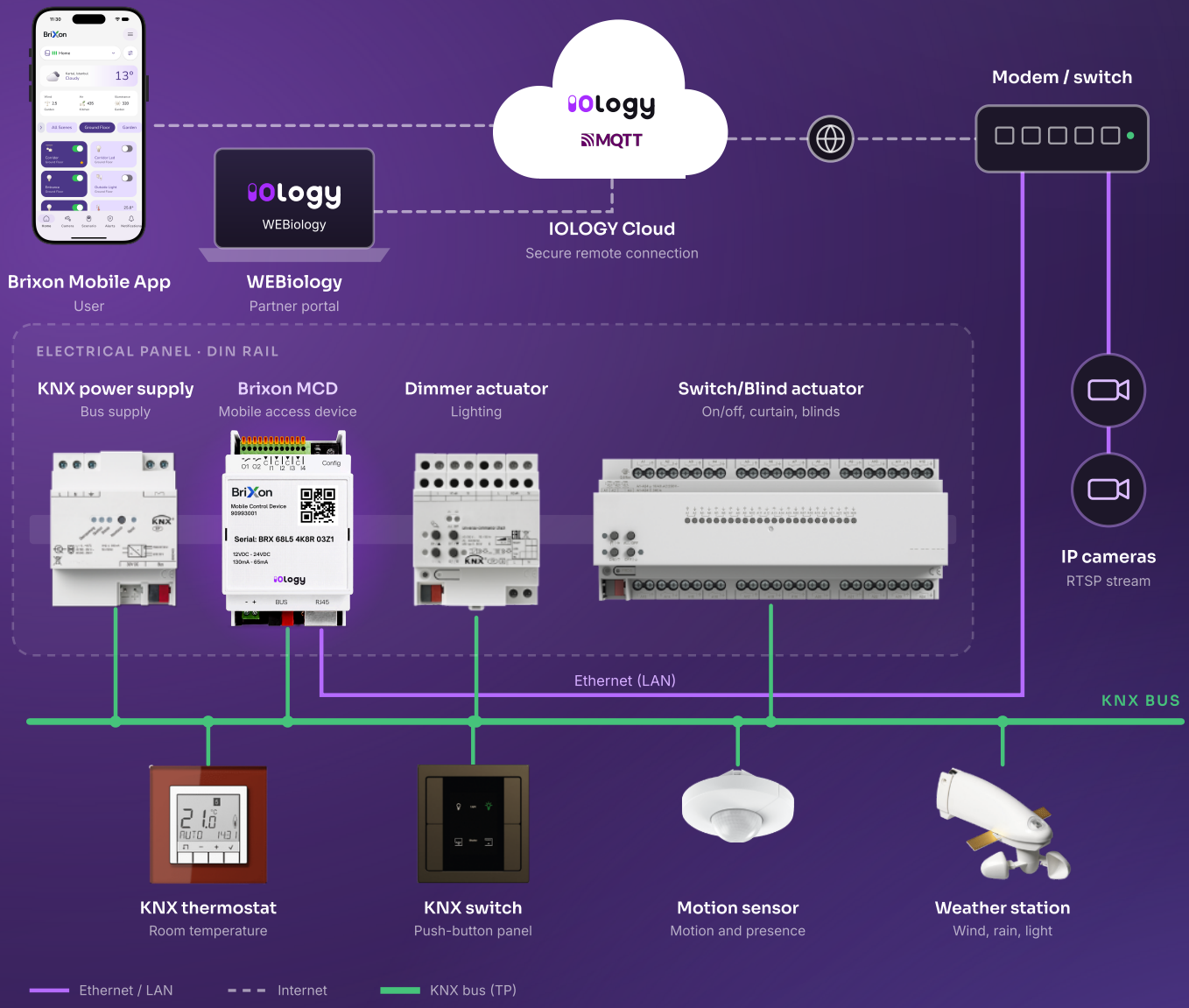

01

Mounted in the panel

Brixon MCD mounts on the DIN rail in the electrical panel and connects to the KNX bus and the network.

02

Configured on the portal

The building, floor and room structure and the KNX group addresses are defined on the WEBiology partner portal.

03

Managed from your phone

The device is added to the app with the QR code on it or its serial number.

BRIXON MOBILE APP

Your whole building in one app

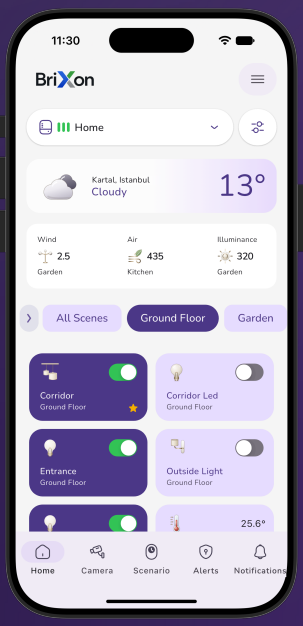

Home screen
Weather, sensors, rooms

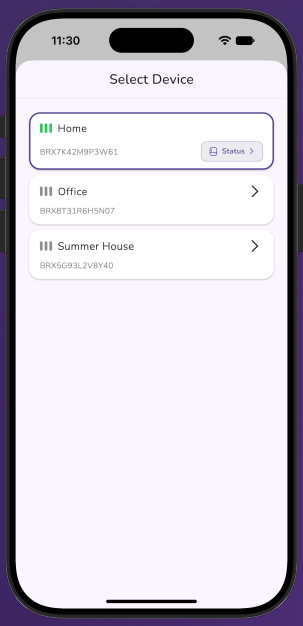

Device selection
Home, office, summer house

Building, floors and rooms

- Your building is shown by floors and rooms; see which devices are on at a glance and switch them with a single tap.
- The home screen shows the weather for your location and sensor values such as wind, air quality and illuminance.

Multiple devices

- Switch between the Brixon devices at your home, office and summer house with a single tap.
- The connection status of each device is shown in the list.

Smart filtering

- Select one or more floors and rooms to see only those areas.
- Filter by component type: lights, dimmers, thermostats, blinds, sensors, scenarios.
- Filter by component status: only those that are on, or only those that are off. Lights left on are found at a glance.

Favourites

- Add the components you use most to your favourites and show only them whenever you like. Filters can be combined.

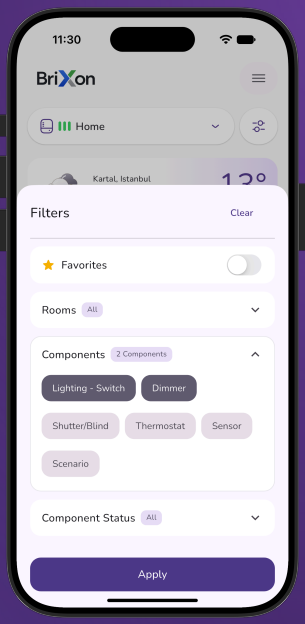

Filters
Room, component, status

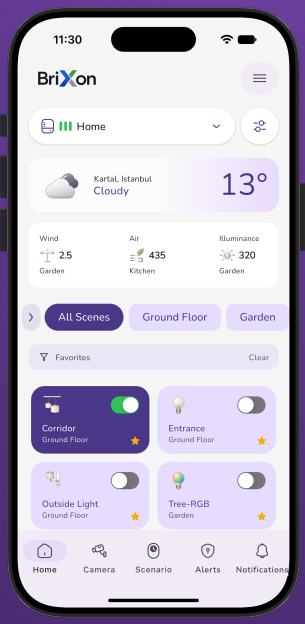

Favourites
Most used

CONTROL

Full control of KNX components

From lighting to climate, from blinds to sensors, every component of your KNX system appears in the app with its own controls.



Lighting

On/off, dimming, RGB and RGBW colour and colour temperature control.

Climate

Temperature and humidity display, setpoint adjustment; operation mode, thermostat mode, fan speed and AC flap control.

Blinds and shutters

Position, venetian blind slat angle, roller blind and curtain movement.

Sensors

Temperature, humidity, air quality and VOC, CO_2, air pressure, illuminance, wind, rain, motion and presence, contact, energy (power, current, voltage).

Logic and advanced component

Logic operator and comparator functions with one or two variables make structural issues on site easy to handle. Switchover function with the advanced component.

Live status

The connection chain of cloud, app, Brixon device and KNX bus on one screen; when something goes wrong, the source is clear right away.



Customization

Light and dark theme, Turkish and English language, °C and °F temperature units.

Light / dark · TR / EN · °C / °F

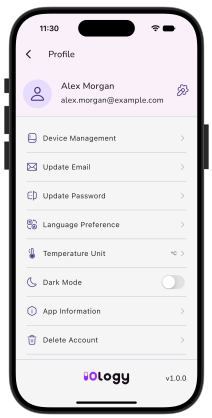

SCENARIOS

Make a schedule for your building

Create your scenario by choosing floors, rooms and devices and adding tasks. Let a "Good evening" scenario dim the lights, close the blinds and set the climate; all with a single tap or automatically, right on time.

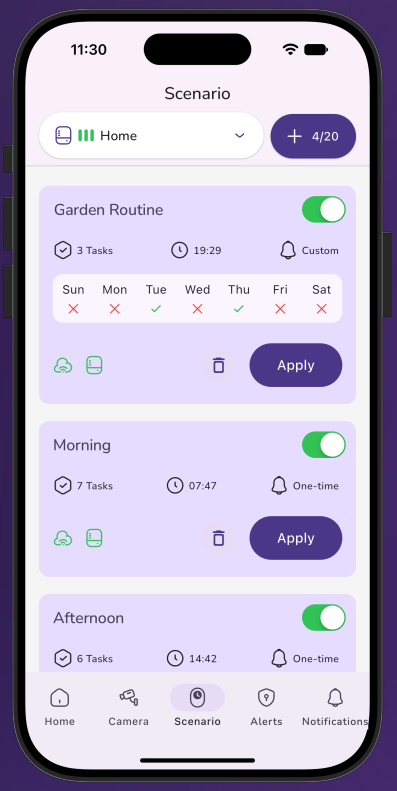

Scenario list
Run or disable with a single tap

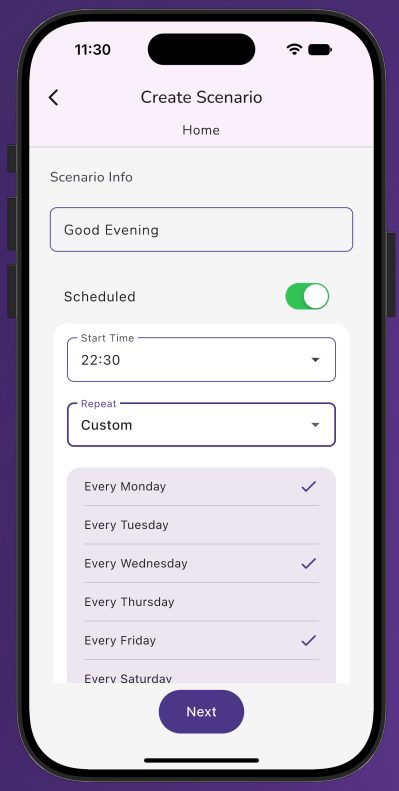

Weekly repeat
On the days and at the time you choose

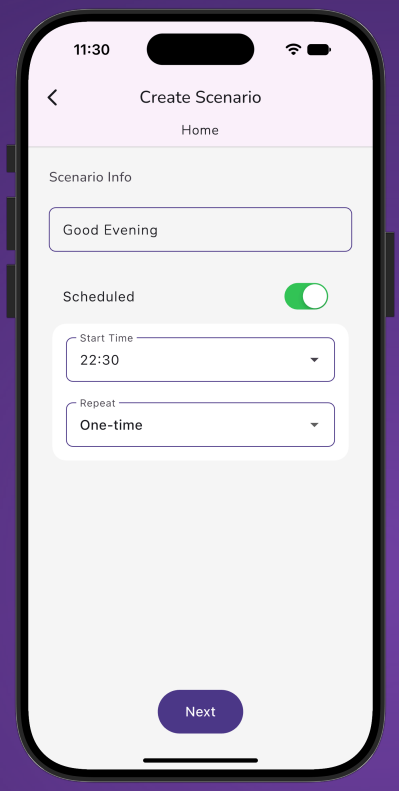

One-time
Just once, at a set time

Now or scheduled

A scenario runs immediately or is scheduled for a set time, on selected days of the week or just once.

Runs on the device

Scenarios are stored on the Brixon device. They run on the device even when your phone is off.

Even without internet

Thanks to the real-time clock (RTC) in Brixon MCD, scheduled scenarios run right on time even without an internet connection.

SECURITY AND MONITORING

Stay on top of everything in your building

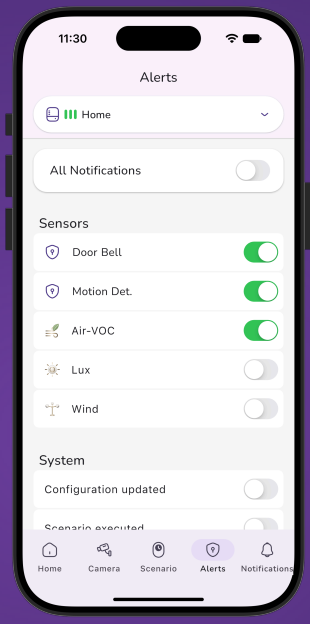

Alert settings
Which alerts do you want?

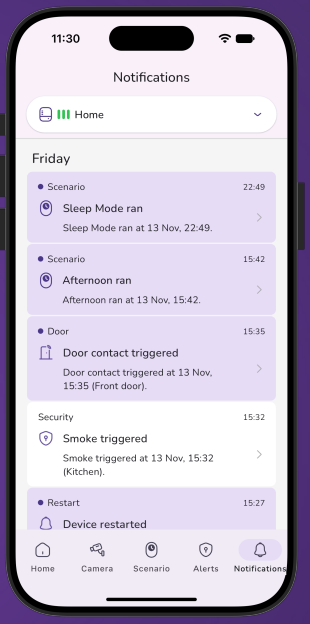

Notifications
Today, yesterday, history

Alerts and notifications

- **Security, sensor and system** alerts arrive on your phone as instant notifications.
- You choose which alerts you receive: doorbell, motion, air quality, connection status and more.
- Notifications are grouped as "Today / Yesterday / History"; swipe to mark as read or delete.

Live camera view

- Watch your RTSP-streaming IP cameras live in the app.
- Switch between cameras with a single tap.
- Take a snapshot with a single tap and save it to your gallery; open the view in full screen.

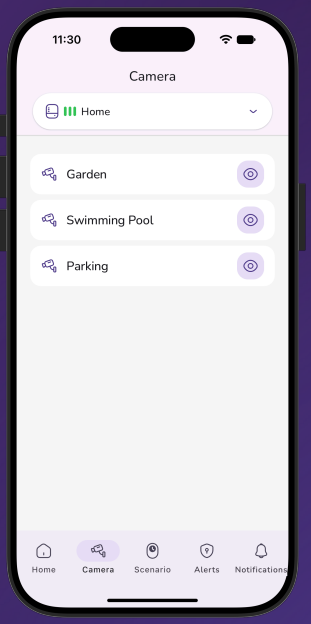

Cameras
All cameras in one list

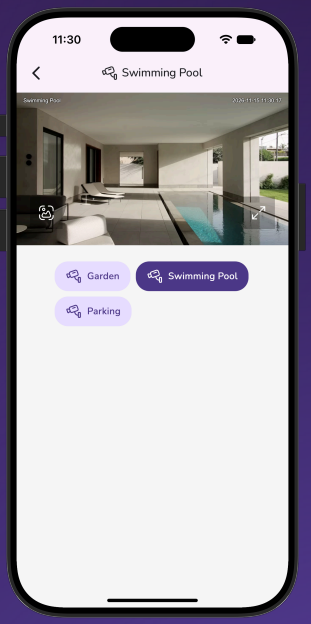

Live view
Snapshot, full screen

BRIXON MCD · MOBILE CONTROL DEVICE

One device for KNX, network and I/O

Brixon MCD is a DIN rail mobile access device that connects the KNX system to the IOLOGY cloud platform. With 4 dry contact inputs, 2 signal relay outputs and a 10/100 Ethernet connection, it brings local KNX automation to the mobile app.

2 × signal relay outputs
O1, O2 · 5 A / max. 24 V DC

4 × dry contact inputs
I1–I4 · push-in terminal

Config button and LEDs
ETH · KNX · POWER



DIN rail mounting
53.4 × 90 × 58 mm · IP20

QR code pairing
Scan with the app to add the device

Power supply
12–24 V DC · reverse polarity protected

KNX bus connection
21–32 V DC

Ethernet (RJ45)
10/100 Mbit · MQTT

Real-time clock (RTC)
Keeps time even when offline or during a power cut, so scheduled scenarios stay on time.

Reverse polarity protection
The power input is protected against damage from reversed wiring.

LED indicators
Ethernet and cloud connection, KNX traffic and power status can be checked on the device.

Local HTTP server mode
The IP address and KNX physical address can be set from a browser over a local connection.

Remote updates (OTA)
The device firmware is updated remotely, with no need for a site visit.

Easy pairing
Thanks to its unique QR code, each device is added to the mobile app in seconds.

TECHNICAL SPECIFICATIONS

Brixon Mobile Control Device

Stock number: **90993001**

Product type	IP interface (KNX – cloud)
KNX connection	KNX bus, 21–32 V DC
Network connection	10/100 Mbit Ethernet, RJ45 (MQTT)
Inputs	4 × dry contact
Outputs	2 × signal relay, 5 A / max. 24 V DC For dry contact and low-current signals only; not for switching loads such as lighting or motors directly.
Power supply	12–24 V DC, reverse polarity protected
Current	≤130 mA (12 V DC) · ≤65 mA (24 V DC)
Power consumption	≤1.5 W
Mounting	DIN rail
Device dimensions	53.4 × 90.0 × 58.0 mm (W × H × D, ±0.5)
Package dimensions	70.0 × 120.0 × 82.0 mm
Weight	105 g net · 130 g gross
Protection class	IP20
Operating temperature	−20 … +50 °C
Storage temperature	−30 … +75 °C
Wire cross-section	Inputs/outputs: 0.2–1.0 mm² (24–18 AWG) Power: 0.5–1.0 mm² (20–18 AWG)
Other	RTC, LED indicators (ETH, KNX, POWER), local HTTP server mode, OTA updates, unique device QR code

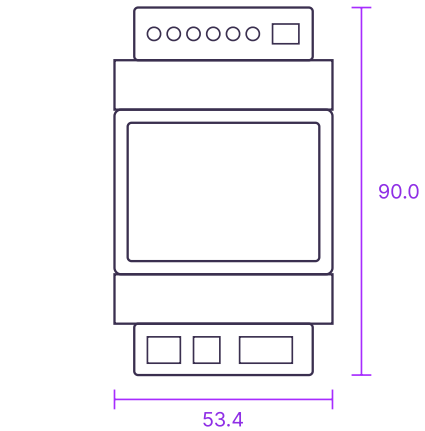

Front view

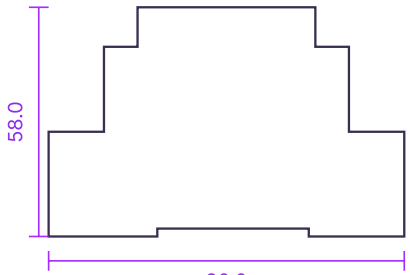

Side view (mm, ±0.5)

System requirements

- The Brixon mobile app is required for remote control.
- Detailed configuration (KNX group addresses, IP address, project, building, floor and room structure, input/output settings) is done on the web-based WEBiology partner portal.

Contact us for information and support

IOLOGY Elektronik Yazılım Danışmanlık Tic. Ltd. Şti.
YTÜ Yıldız Teknopark Davutpaşa Yerleşkesi A1 Blok 151/C B35
34220 Esenler / İstanbul / Türkiye

www.iology.io
support@iology.io